

CCIE RACK RENTALS



CCIE Rack Rentals for

Collaboration

Security

Wireless

Datacenter

Service Provider

Routing & Switching

www.ccierrack.rentals

CCIE DEVNET VER 1.0 WORLD FIRST REAL LAB RACK

MOST IMP :-

RACK PASDWORD 😊

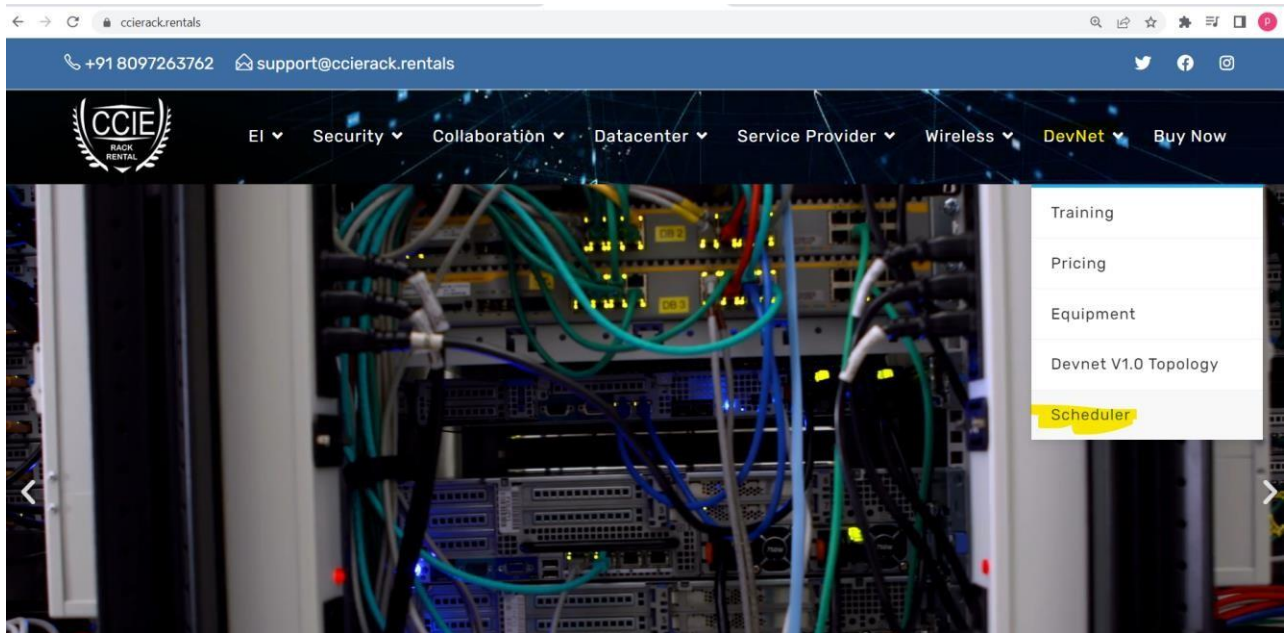
expert / 1234QWer!

Do not change any passwords of RACK

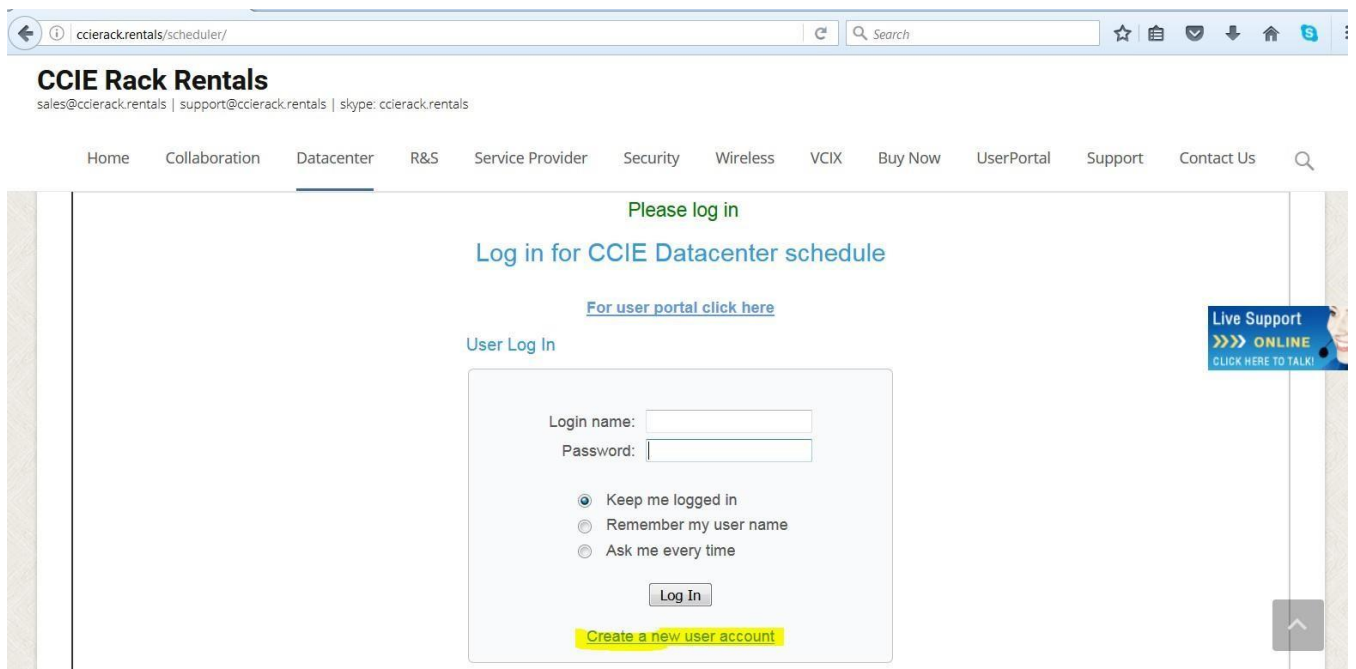
<http://CCIERACK.RENTALS>



Here you can schedule the rack.



Create your account



CCIE Rack Rentals

sales@ccierack.rentals | support@ccierack.rentals | skype: ccierack.rentals

- Home
- Collaboration
- Datacenter
- R&S
- Service Provider
- Security
- Wireless
- VCIX
- Buy Now
- UserPortal
- Support

Login name ccierack.rentals *

You can use an email address as the login name

Password ●●●●●● *

Full name CCIERACK.RENTALS

Email support@ccierack.rentals *

(if different from login name)

Phone 0091-7738289696

Address WWW.PASSDATACENTERLABS.COM

Country India *

Time zone (GMT+05:30) New Delhi

* Indicates required field

A confirmation email will be sent to the supplied email address

Most important you should select your Proper County and Time zone

CCIE Rack Rentals

sales@ccierack.rentals | support@ccierack.rentals | skype: ccierack.rentals

- Home
- Collaboration
- Datacenter**
- R&S
- Service Provider
- Security
- Wireless
- VCIX
- Buy Now
- UserPortal
- Support

Confirmation sent to support@ccierack.rentals

Please go to your email program and click on the link in the message that you will receive from us.

If your email program does not allow you to click on the link you can also copy/paste it into the address bar of your browser.

[Didn't get the email?](#)

Open your email and click on the link to confirm

Please confirm your account for ccierackrentals Inbox x

ccierackrentals <bharti.lachhani@gmail.com> 12:40 AM (1 minute ago) ☆
to support

This message may not have been sent by: bharti.lachhani@gmail.com [Learn more](#) [Report phishing](#)

Dear CCIERACK.RENTALS,

Please confirm your email address by following this link:

<http://cal.ccierack.rentals/users/confirm/4077861?k=2bbd817d>

If your mail program does not let you click the above link you can copy/paste it into your browser.

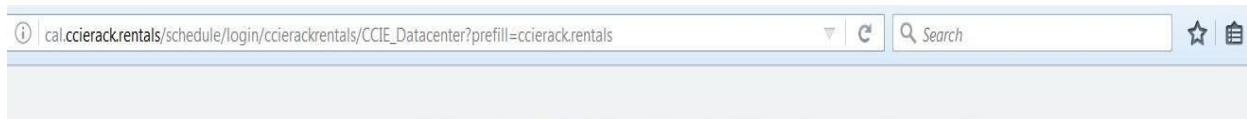
Username: ccierack.rentals

Thank you for signing up. You can view and change any of your information by clicking the link 'Your Settings' on the top of the screen after you log in. We recommend that you keep a copy of this email for your reference.



Click on the above link to confirm your account.

Once your account is confirmed



Email address for "ccierack.rentals" confirmed. Please log in.

Log in for CCIE Datacenter schedule

[For user portal click here](#)

User Log In

Login name:

Password:

Keep me logged in
 Remember my user name
 Ask me every time

[Create a new user account](#)

[Lost password?](#)

Login in your account

The screenshot shows the CCIE Rack Rentals website interface. At the top, the logo "CCIE RACK RENTALS" is displayed alongside the text "CCIE RACK RENTALS FOR Collaboration | Security | Wireless | Datacenter | Service Provider | R & S" and the website URL "www.ccierack.rentals". Below the header is a browser address bar showing "cal.ccierackrentals/schedule/ccierackrentals/CCIE_Datacenter".

Key information on the page includes:

- All times are shown in Central Time Zone (CST)
- All the CCIE Datacenter rack cancellations are made at least 3 days in advance.

Navigation and utility links are provided:

- [Download Latest DC 2.0 RACK TOPOLOGY](#)
- [Download Rack Access Guide.](#)
- [Click Here to Login to User Portal](#)

The main content area features a calendar for December 2016, with the 1st of the month highlighted. Below the calendar is a navigation bar with tabs for "Today", "Month", "Week", "Agenda", and "Available". The "Available" tab is selected, showing a grid for Thursday, December 1, 2016. The grid has a vertical axis for time slots from "Midnight" to "6 am" and a horizontal axis for two datacenter racks. The background of the grid is white, indicating that all slots are currently free.

If you see white colour background as above image means slot is free

Now you can check on dates for availability.

CCIE RACK RENTALS FOR
Collaboration | Security | Wireless | Datacenter | Service Provider | R & S
www.ccierrack.rentals

Signed in as bestrackrentals Sign Out Your Settings

Schedule for Data Center Rack

- All times are shown in Central Time Zone (CST)
- All the Datacenter rack cancellations are made at least 3 days in advance.

Download Rack Access Guide

- Click here for Rack1
- Click here for Rack2

[Click Here to Login to User Portal](#)

Calendar: August 2015 (Date 1 circled)

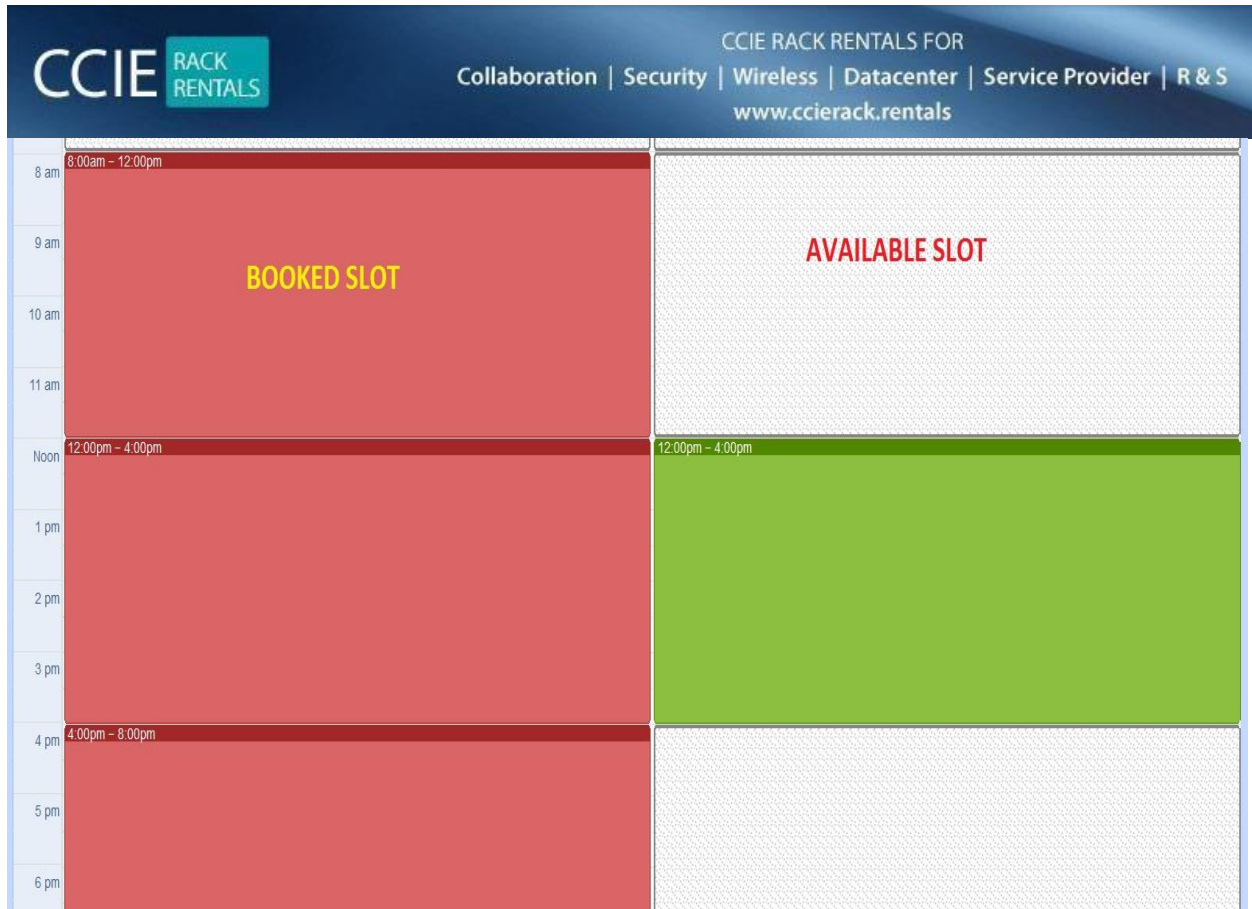
Legend:
Rack3 (Green)
Rack2 (Blue)
Rack1 (Red)

View: Sat 8/1 Today Month Week Agenda Available

Saturday 1 August 2015

Time Slot	Color	Text
Midnight - 4:00am	Green	No available space found
12:00am - 8:00am	Blue	THIS MEANS NOT AVAILABLE
12:00am - 8:00am	Red	
4:00am - 12:00pm	Green	

If you see colour Blue! Green! Orange it means that slots racks are already booked and wherever you will see white in between it means that slots you can schedule it.



Thu 12/1 Today Month Week Agenda Available 25 26 27 28 29 30 31

Thursday 1 December 2016

YOUR START TIME → 11:30am IST

SESSION END TIME ← 3:30pm IST

4 hrs Slot ← Four hours 240 Minutes 75 credits

BOOKED FOR DC1 SIDE → CCIE Datacenter Rack1DC1

New Reservation

When: 12/1/2016 12:00am to 12/1/2016 4:00am

Full name: CCIERACK.RENTALS

Email: support@ccierack.rentals

Phone: 0091-7738289696

Coupon Code:

Length: Four hours 240 Minutes 75 credits

CCIE Datacenter: Rack1DC1

Price: 75 credits

Please buy credit before creating a new reservation.

Create Reservation Cancel



Reservation successfully created
Confirmation sent to support@ccierack.rentals

18 19 20 21 22 23 24
25 26 27 28 29 30 31

Thu 12/1 Today Month Week Agenda Available
Thursday 1 December 2016

Midnight	12:00am - 4:00am CCIERACK.RENTALS support@ccierack.rentals 0091-7736289696 4hour ccierack.rentals	
1 am		
2 am		
3 am		
4 am		
5 am		
6 am		
7 am		

ONCE YOU BOOKED THE RACK SLOTS

KINDLY NOTE: -

MOST IMPORTANT YOU HAVE TO CLICK ON USER PORTAL AND CREATE YOUR USER ACCOUNT AGAIN

CCIERack.Rentals

Sign in to start your session. Please remember
this account is separate than scheduler
account.

Sign In

- OR -

[I forgot my password](#)

[Register a new membership](#)

CLICK ON NEW MEMBERSHIP

DC RackRentals

Register a new membership

CCIERACK.RENTALS



support@ccierack.rentals



Register

- OR -

[I already have a membership](#)

CREATE YOUR ACCOUNT AGAIN

CCIERack.Rentals

Sign in to start your session. Please remember this account is separate than scheduler account.

Your account is created. Check you email for login info.

Sign In

- OR -

[I forgot my password](#)
[Register a new membership](#)

Your login details for ccierack.rentals

Inbox x



CCIERackRentals noreply@ccierack.rentals via sendgrid.net
to support

12:57 AM (0 minutes ago) ☆

Dear CCIERACK.RENTALS

Thanks for registering at ccierack.rentals! We are glad you have chosen to be a part of our community.

Your login details are as follows

Uri: <http://www2.ccierack.rentals/usercp>

Username : support@ccierack.rentals

Password : 12afa671

To change your password, please visit this page: <http://www2.ccierack.rentals/usercp/profile>

CCIERack.Rentals

Sign in to start your session. Please remember
this account is separate than scheduler
account.

Sign In

- OR -

[I forgot my password](#)
[Register a new membership](#)

The screenshot shows the CCIE Rack Rentals dashboard. At the top, there is a header with the CCIE RACK RENTALS logo and navigation links: Collaboration | Security | Wireless | Datacenter | Service Provider | R & S, along with the website URL www.ccierrack.rentals. Below the header, the dashboard title is 'Dashboard Control panel'. A sidebar on the left contains navigation options: Reservations (with a dropdown arrow), Upcoming Reservations, Past Reservations, New Reservation, and Rack Access Guide. The main content area is titled 'Upcoming Reservations' and contains a table with the following data:

#	Track	Rack	Username/Password	Start	Finish	Length
1	Datacenter	Rack1DC1	a4a6e7c5	2016-12-01 00:00:00	2016-12-01 04:00:00	4hour
2	Datacenter	Rack1DC2	70a279fc	2016-12-01 00:00:00	2016-12-01 08:00:00	8hour

Below the table, there is a note: 'Note: It may take upto 10 minutes to show your reservation here otherwise contact us.' At the bottom of the dashboard, there is a footer with the copyright notice 'Copyright © 2014-2015 ccierrack.rentals. All rights reserved.' and the version number 'Version 1.1.5'.

KINDLY NOTE:-

THIS IS THE USERID TO ACCESS THE RACK

AS PER ABOVE SCREEN

DC1 USERID / PASS

a4a6e7c5 / a4a6e7c5

DC2 USERID / PASS 70a279fc / 70a279fc

EVERY USER WILL GET DIFFERENT USERID/PASSWORDS and all will be in their USER PORTALS

MOST IMPORTANT: -

<http://CCIERACK.RENTALS>



Userid/password will be always SAME for every RACK SESSIONS

TO ACCESS THE CCIE DEVNET RACK

HERE IS THE URL

USE MONZILLA BROWSER

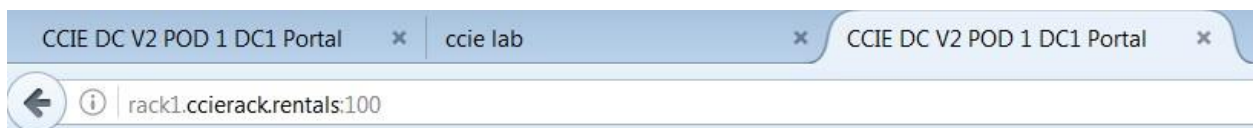
[RACK 1 URL](#)

<http://oreo.ccierack.rentals:3180>

[RACK 2 URL](#)

<http://oreo.ccierack.rentals:3280>

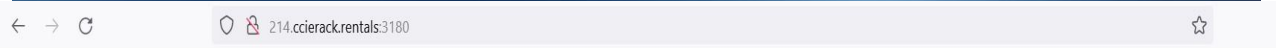
AFTER THAT IT WILL ASK YOU THE USERID AND PASSWORD which you get in your USER PORTAL



<http://CCIERACK.RENTALS>



ONCE YOU GET AUTHENTICATED



Restore VM

Note: It will erase all your config.

It may take upto 3 minutes to restore all the devices. So please wait at least 3 minutes before you take access.

Select a vm:

[Click here to Start RDP.](#)




RDP will open



Windows Security

Enter your credentials

These credentials will be used to connect to 214.ccierack.rentals.

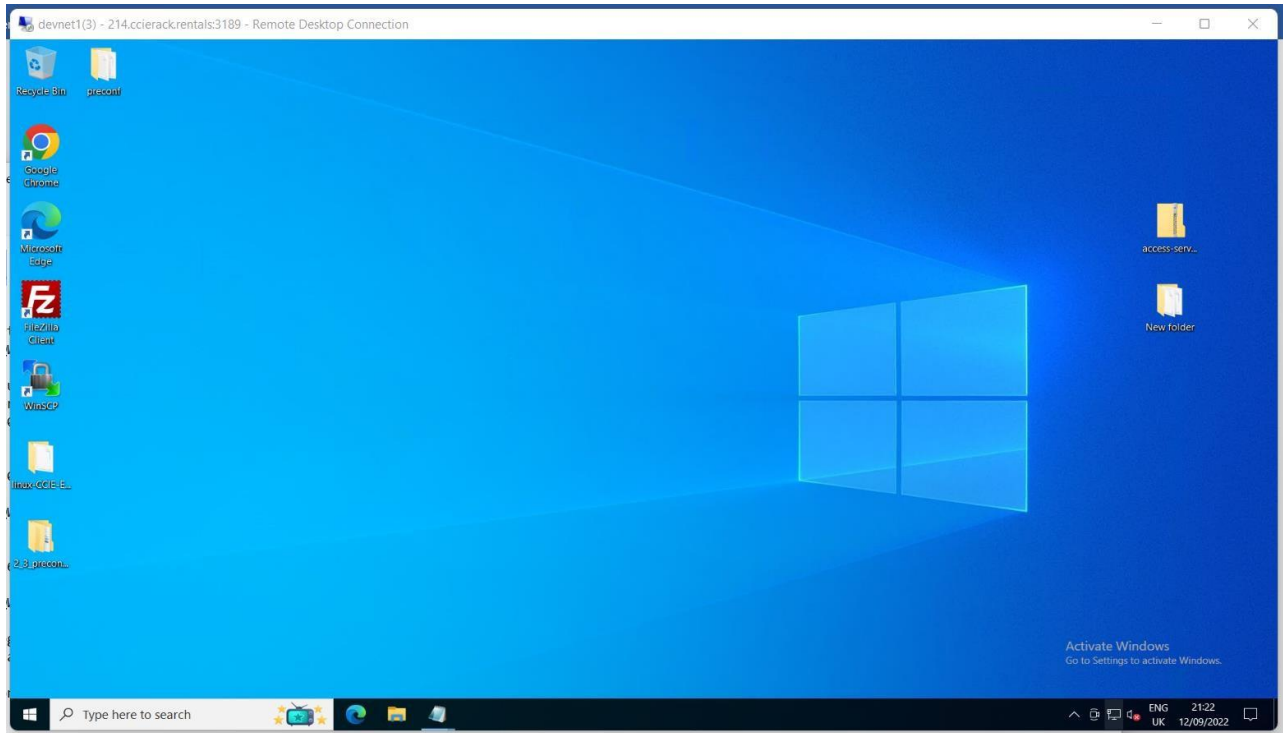
 
 Remember me

More choices

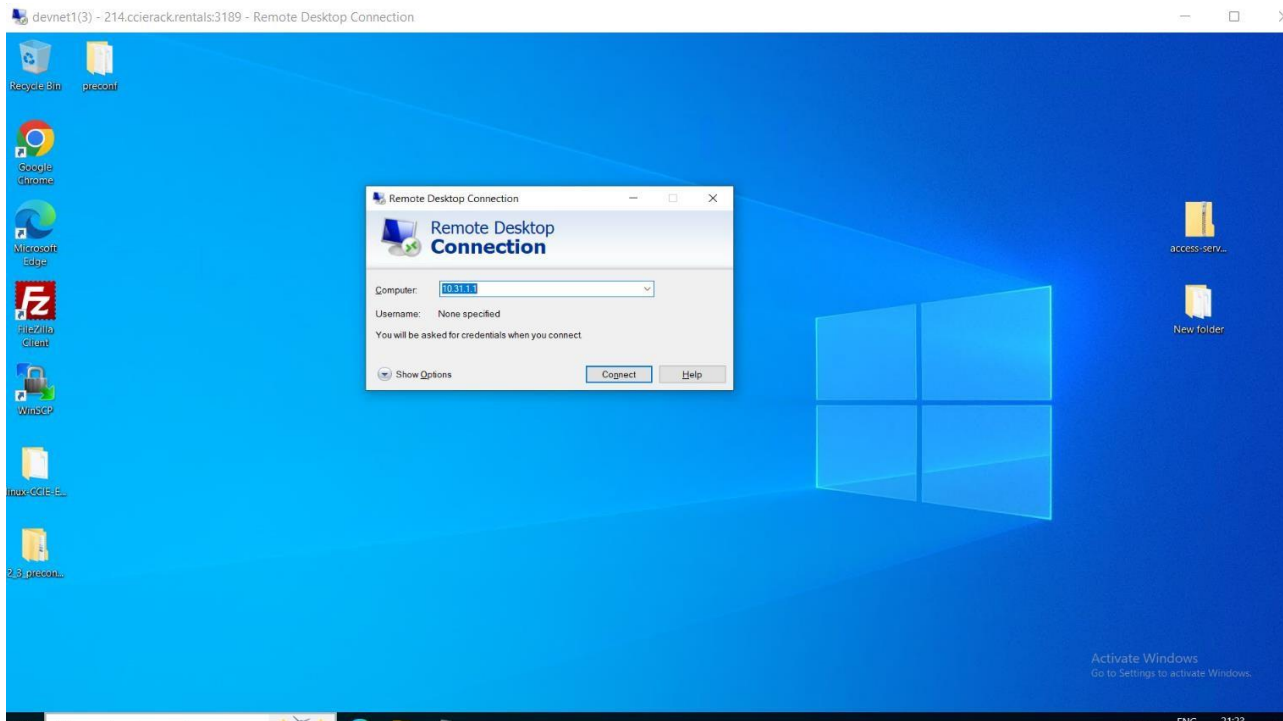
-  admin
-  Use a different account

Userid and pass will be: user/cisco

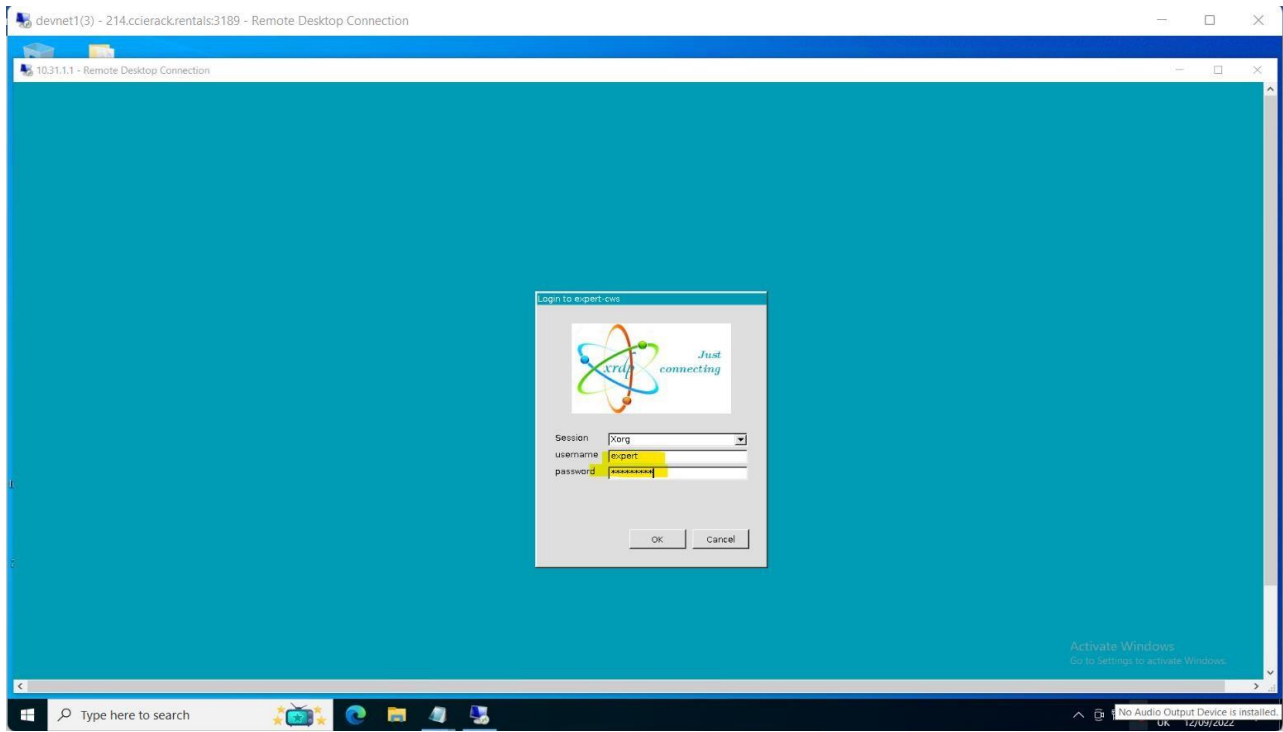
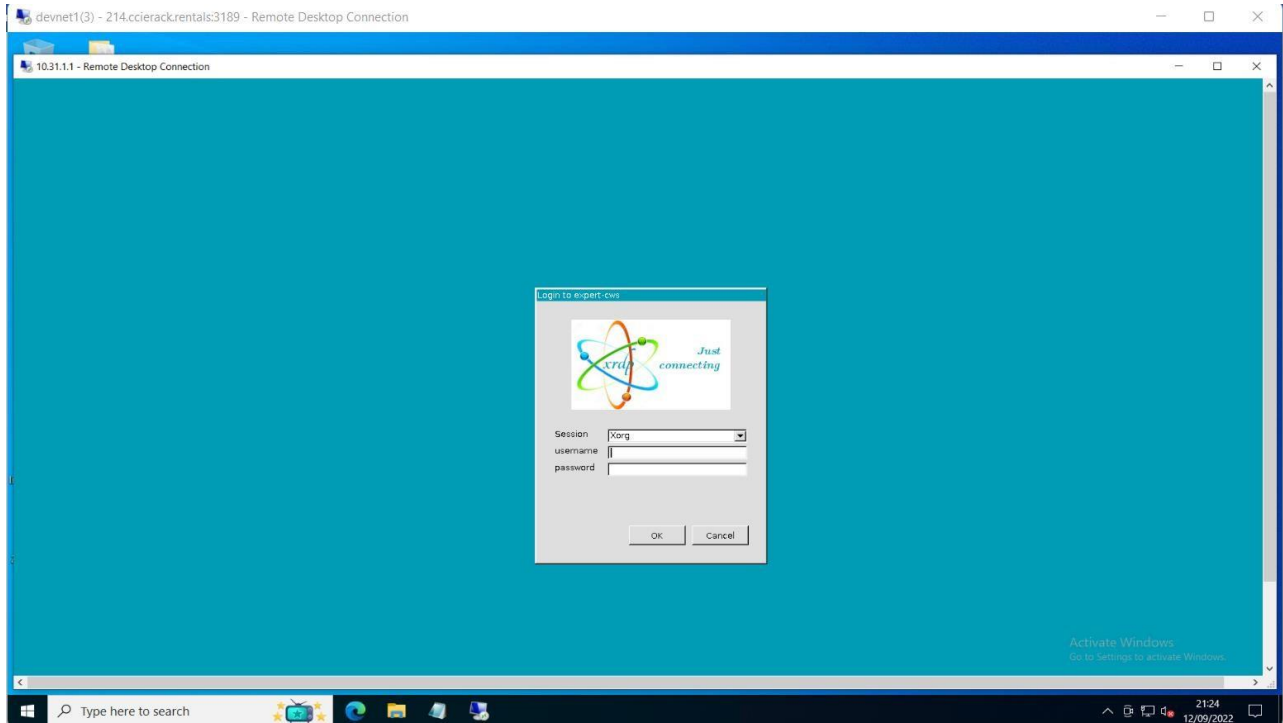
<http://CCIERACK.RENTALS>



From these windows go to run and open mstsc and open CWS 10.31.1.1



<http://CCIERACK.RENTALS>



userid and pass : expert/1234QWer!

```

devnet1(3) - 214.ccierrackrentals:3189 - Remote Desktop Connection
Activities Terminal 10:31:11 expert@expert-cws:~/src/tasks/task_2.3_new
(main) expert@expert-cws:~/src/tasks/task_2.3_new python3 gitlab-rob.py pipelines list --projects 39000291
Usage: gitlab-rob.py pipelines list [OPTIONS]
Try 'gitlab-rob.py pipelines list --help' for help.

Error: no such option: --projects
(main) expert@expert-cws:~/src/tasks/task_2.3_new python3 gitlab-rob.py pipelines list --project 39000291
-----+-----+-----+-----+-----+-----+-----+-----+-----+-----+-----+
| ID | Branch | Started At | Finished At | URL | Status |
+-----+-----+-----+-----+-----+-----+
| 626847110 | main | 2022-08-30T16:27:58.368Z | 2022-08-30T18:23:37.974Z | https://gitlab.com/debjuanca/cpp-testing-sample-4/-/pipelines/626847110 | failed |
| 626845553 | main | 2022-08-30T16:26:54.236Z | 2022-08-30T16:27:06.471Z | https://gitlab.com/debjuanca/cpp-testing-sample-4/-/pipelines/626845553 | failed |
| 626844661 | main | 2022-08-30T16:26:18.489Z | 2022-08-30T16:26:30.760Z | https://gitlab.com/debjuanca/cpp-testing-sample-4/-/pipelines/626844661 | failed |
+-----+-----+-----+-----+-----+-----+
(main) expert@expert-cws:~/src/tasks/task_2.3_new
(main) expert@expert-cws:~/src/tasks/task_2.3_new
(main) expert@expert-cws:~/src/tasks/task_2.3_new python3 gitlab-rob.py pipelines retry --project 39000291 --pipelines 626847110
Usage: gitlab-rob.py pipelines retry [OPTIONS]
Try 'gitlab-rob.py pipelines retry --help' for help.

Error: no such option: --pipelines
(main) expert@expert-cws:~/src/tasks/task_2.3_new python3 gitlab-rob.py pipelines retry --project 39000291 --pipeline 626847110
INFO: Pipeline 626847110 in project 39000291 has been successfully retried.
(main) expert@expert-cws:~/src/tasks/task_2.3_new
(main) expert@expert-cws:~/src/tasks/task_2.3_new
(main) expert@expert-cws:~/src/tasks/task_2.3_new python3 gitlab-rob.py projects
-----+-----+-----+-----+-----+-----+
| ID | Name | Group | URL |
+-----+-----+-----+-----+-----+-----+
| 39000291 | cpp_testing_sample4 | Juan Leon | https://gitlab.com/debjuanca/cpp-testing-sample-4 |
| 39000020 | Test-3 | Juan Leon | https://gitlab.com/debjuanca/test-3 |
+-----+-----+-----+-----+-----+-----+
(main) expert@expert-cws:~/src/tasks/task_2.3_new python3 gitlab-rob.py pipelines list --project 39000291
-----+-----+-----+-----+-----+-----+
| ID | Branch | Started At | Finished At | URL | Status |
+-----+-----+-----+-----+-----+-----+
| 626847110 | main | 2022-08-30T16:27:58.368Z | 2022-08-30T20:19:07.450Z | https://gitlab.com/debjuanca/cpp-testing-sample-4/-/pipelines/626847110 | failed |
| 626845553 | main | 2022-08-30T16:26:54.236Z | 2022-08-30T16:27:06.471Z | https://gitlab.com/debjuanca/cpp-testing-sample-4/-/pipelines/626845553 | failed |
| 626844661 | main | 2022-08-30T16:26:18.489Z | 2022-08-30T16:26:30.760Z | https://gitlab.com/debjuanca/cpp-testing-sample-4/-/pipelines/626844661 | failed |
+-----+-----+-----+-----+-----+-----+
(main) expert@expert-cws:~/src/tasks/task_2.3_new python3 gitlab-rob.py pipelines retry --project 39000291 --pipeline 626847110
INFO: Pipeline 626847110 in project 39000291 has been successfully retried.
(main) expert@expert-cws:~/src/tasks/task_2.3_new vi gitlab-rob.py
(main) expert@expert-cws:~/src/tasks/task_2.3_new
(main) expert@expert-cws:~/src/tasks/task_2.3_new
(main) expert@expert-cws:~/src/tasks/task_2.3_new
(main) expert@expert-cws:~/src/tasks/task_2.3_new
(main) expert@expert-cws:~/src/tasks/task_2.3_new
(main) expert@expert-cws:~/src/tasks/task_2.3_new
(main) expert@expert-cws:~/src/tasks/task_2.3_new
(main) expert@expert-cws:~/src/tasks/task_2.3_new
(main) expert@expert-cws:~/src/tasks/task_2.3_new
(main) expert@expert-cws:~/src/tasks/task_2.3_new

```

Ensure you do not delete anything from CWS except your own files.

IMPORTANT:-

- 1) It will only work from Mozilla so do not use any other explorer.**
- 2) For any issues and queries for support add us on skype id ccierack.rentals**

If anyone has any further queries or questions can reach us at skype id ccierack.rentals or else LIVE support from website or else email us at support@ccierack.rentals

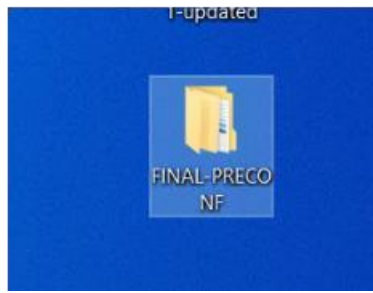
KINDLY NOTE: -

Do not change any password of racks we have all recording software's installed and key loggers if we found password got change of rack or any device out of document, we will be cancelling all your sessions

LAB PRECONFIGURATION FILES

I have kept the preconfig files on Candidate desktop so any user who has a session if he wish to load the preconfig he can copy from

Final Preconfig folder to sftp to CWS machine



File Edit View Transfer Server Bookmarks Help

Host: sftp://10.32.1.1 Username: expert Password: ***** Port: Quickconnect

Status: Directory listing of "/home/expert/src" successful
Status: Retrieving directory listing of "/home/expert/src/tasks"...
Status: Listing directory /home/expert/src/tasks
Status: Directory listing of "/home/expert/src/tasks" successful

Local site: C:\Users\user\Documents Remote site: /home/expert/src/tasks

Filename	Filesize	Filetype	Last modified	Filename	Filesize	Filetype	Last modified	Permissi...	Owner/Gr...
.				T2.6_IOS-XE_cfg_mgmt_2		File folder	30/12/2022...	drwxrwx...	expert ex...
My Music		File folder	27/06/2022 03:...	T3.1_CICD_TS_1		File folder	30/12/2022...	drwxrwx...	expert ex...
My Pictures		File folder	27/06/2022 03:...	T3.2_Python_Lib_SDK_1		File folder	30/12/2022...	drwxrwx...	expert ex...
My Videos		File folder	01/07/2022 03:...	T3.4_PyATS_1		File folder	31/12/2022...	drwxrwx...	expert ex...
Default.rdp	2,330	Remote Desk...	07/01/2023 10:...	T3.5_PyATS_2		File folder	31/12/2022...	drwxrwx...	expert ex...
desktop.ini	402	Configuration ...	27/06/2022 03:...	T3.6_Secret_Mgmt		File folder	30/12/2022...	drwxrwx...	expert ex...
				T3.7_Secure_REST_1		File folder	31/12/2022...	drwxrwx...	expert ex...
				T3.8_Secure_REST_2		File folder	31/12/2022...	drwxrwx...	expert ex...
				T4.1_New_REST_API		File folder	20/12/2022...	drwxrwx...	expert ex...
				T4.2_YANG_Model_Driven_Telemetry		File folder	20/12/2022...	drwxrwx...	expert ex...
				T4.3_Docker_Compose		File folder	20/12/2022...	drwxrwx...	expert ex...
				Test_Proj_No_Pipelines		File folder	20/12/2022...	drwxrwx...	expert ex...
				text.txt	1,547	Text Doc...	20/12/2022...	-rw-rw-r--	expert ex...
				text1-error.txt	30,120	Text Doc...	30/12/2022...	-rw-rw-r--	expert ex...

2 files and 3 directories. Total size: 2,732 bytes Selected 20 directories.

And can start doing the task from scratch.

BEST OF LUCK